



Trademark



Roofing & Traditions

*It's in the respect of the tradition that
we build thatch roofs of the future . . .*





Exotic roofs perpetuate an irreplaceable image of ancestral techniques and traditions Invariably exploited these days.

This heritage is a source of inexhaustible inspiration for the modern manufactured method that **Perma-Thatch™** presents exclusively.

It is from this generous past that we draw our future solutions while reinforcing recognized procedures and structuring the techniques of future ages.

We are proposing simple procedures and durable material to builders and exotic roof devotees. The manufacturing methods as well as the polymers we have selected are the principal reasons for the longevity of our roofs.



While the different exploitation methods of the **Perma-Thatch™** product guarantee an expected return on investment, the most economical saving is determined by the lack of maintenance and the elimination of the need to replace natural leaves.

The **Perma-Thatch™** installation technique permits a notable time-saving as well as a particular adaptation to tropical climates.

While initially developed for different types of residential or hotel constructions, **Perma-Thatch™** also proposes a variety of models adapted to beach furniture and decoration.

Different leaf models designed for renovation, traditional construction or decorative arrangements make up our **Perma-Thatch™** line of products.

20 year warranty



BORA BORA & HAWAII

The Bora Bora leaves allows the characteristic concept of traditional roofs in both the inside decorative aspect as well as the outside covering. This exclusive installation technique is facilitated by the fixing rail and the windproof clips that assure the finished look.



The superimposed leaves attached to the rail favors air levels between the leaves thereby improving insulation and waterproofing.



The specific charm of the interior is combined with a quality structure and an indispensable efficiency.



This ancient technique in combination with a modern material offers a unique 20 year warranty of longevity.



The installation of the Bora model requires an average of nine leaves per square meter depending on the type of structure.





Reference 106/ D / 107 C1 / 108 C2

DOMINGO

The Domingo leaves are indispensable for decorating a surface. Their rapid installation on all shapes of roofs for decorative purposes or beach furniture makes them very economical.

Designed to be attached to different types of supports or roofs to be renovated, they allow you to find the exotic look of sunny destinations thanks to a simplified installation method.

Leaves adapted for the construction of rotundas, beach shelters, gazebo and umbrellas.



Can be nailed or screwed to wooden panels, corrugated metal, finished siding or to roofs to be renovated.



**ECONOMIC
MULTI-USE**


INSTALLATION HINTS



Reference 104/ FR

Perma-Thatch™ Hawaii leaves are manufactured with a fireproof polymer. 10 leaves per square meter suggested.

Reference 105/ R



The rail system allows the installation of the Bora Bora and Hawaii leaves. Installed evenly, it strengthens the structure. The use of the windproof clips gives the whole roof structure a particularly strong resistance to high winds.



The details and the structure of the **Perma-Thatch™** leaves owe their natural aspect to a polymer highly resistant to chemical agents, ultra violet rays as well as different weather impacts.



Reference 105/ CL









Reference 109/ A



Package of 72 leaves



Models	References	Appearance	Rail	Format	Weight /	Package	Palet	Coverage
	BORA BORA Ref 103 / D Fixed on rails	Straight leaf	yes	104 x 69 cm	30 kg	72 Units = 8 m2		9 leaves per sq.m. suggested
	HAWAII FR Ref 104/ FR -	Straight leaf Fireproof model	yes	104 x 69 cm	30 kg	72 Units = 7,2 m2	432 Units	10 leaves per sq.m. suggested
	Fixing Rail * Ref 105 / R	Standard		Standard 3,10 m	12 kg	24 Units		
	Windproof Clip Ref 105 / CL			Box of 500	5 kg			
	DOMINGO Ref 106/ D	Straight leaf	no	94 x 60 cm	21 kg	72 Units	432 Units	8 leaves per sq.m. suggested
	Ref 107/ C1	Curved leaf	no	94 x 60 cm	21 kg	72 Units		
	Ref 108/ C2	Umbrella leaf	no	47 x 59 cm	12 kg	72 Units	18 leaves per sq.m. suggested	
	ROOF HIP Ref 109 / A	Standard		54 x 45 cm	13 kg	100 Units		
	ROOF GUTTER Ref 110 / N	Standard		45 x 45 cm	13 kg	100 Units		
	ROOF RIDGE Ref 111/ F	Standard		customized	550 gr/m	standard 5,00 m		

* Rails can be ordered made to measure

